

### RISKS

- The potential for profit is accompanied by the possibility of loss. Investors must be prepared to lose all or substantially all of their investment.
- Foreign investments may be volatile and involve additional expenses and special risks.
- Quantitative investing relies on data and software for implementation of the investment process; to the extent data errors occur or software does not function as planned, results could deviate from expectations.
- An actively managed investment strategy may fail to produce the intended result as unexpected factors may dominate the market during certain periods. Equity securities generally fluctuate in value more than bonds and may decline in value over short or extended periods.

Fund AUM Class A - USD

**\$1.36 million**

Fund NAV Class A - USD

**\$12.47**

Base Currency

**USD**

Legal Structure

**UCITS**

Fund Inception Date:

**August 11, 2011**

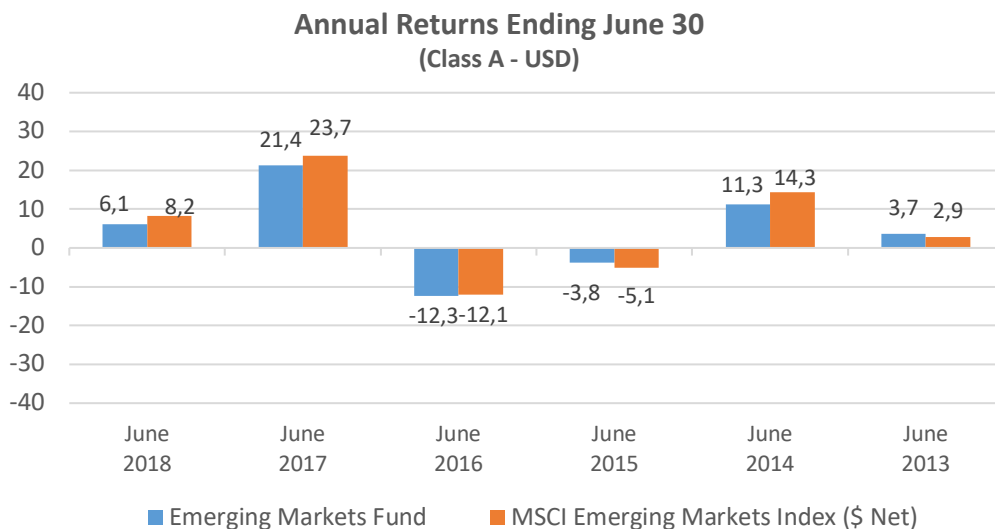
**The Fund's investment objective is to seek to provide capital appreciation. There is no guarantee this objective will be met.**

### MANAGER OVERVIEW

Los Angeles Capital Management and Equity Research, Inc. is a leading global equity manager recognized for pioneering research on dynamic stock selection and risk controlled portfolio management. The Firm focuses on managing money for sophisticated institutional investors worldwide where performance, risk measurement, trading costs, transparency and customization are critical factors in the client relationship.

### PERFORMANCE (%)

as of June 30, 2018



### Trailing Performance

	1 Year	3 Years	5 Years	Since Inception
<b>Class A – USD</b>	6.08	4.13	3.86	3.25
<b>MSCI Emerging Markets Index (\$ Net)</b>	8.20	5.60	5.01	3.57
<b>Excess</b>	<b>-2.13</b>	<b>-1.47</b>	<b>-1.16</b>	<b>-0.32</b>

Past performance may not be a reliable guide to future performance. Investment parameters may vary based on client objectives and are subject to change at any time. The index is provided for informational purposes only. The index is not available for direct investment; therefore its performance does not reflect a reduction for fees or expenses incurred in managing a portfolio. The securities in the index may be substantially different from those in the Fund.

### FEATURES

<b>Domicile:</b>	Ireland
<b>Regulator:</b>	Central Bank of Ireland
<b>Investment Manager:</b>	Los Angeles Capital Management
<b>Dealing:</b>	Daily
<b>ISIN:</b>	Class A USD: IE00B4973228 Class A EUR: IE00B556J770 Class A CHF: IE00BYV24K02
<b>Bloomberg:</b>	Class A USD: LACEMRA Class A EUR: LACEMAE Class A CHF: LACEMAC

### STATISTICS

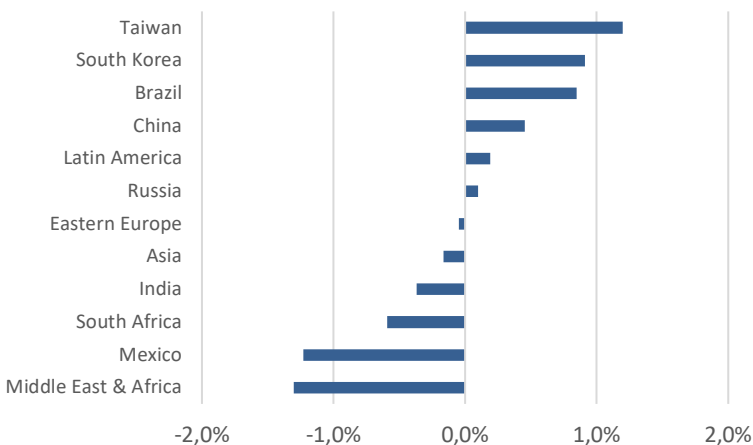
	1 Year	3 Years	5 Years	Since Inception
<b>Volatility (Annualized)</b>				
Class A – USD	14.8%	15.9%	14.6%	16.8%
MSCI Emerging Markets Index (\$ Net)	13.6%	15.8%	14.7%	16.9%
<b>Tracking Error of Fund</b>	1.82	2.18	1.99	2.16
<b>Information Ratio of Fund</b>	-1.17	-0.67	-0.58	-0.15

### Trading/Transfer Agent Queries

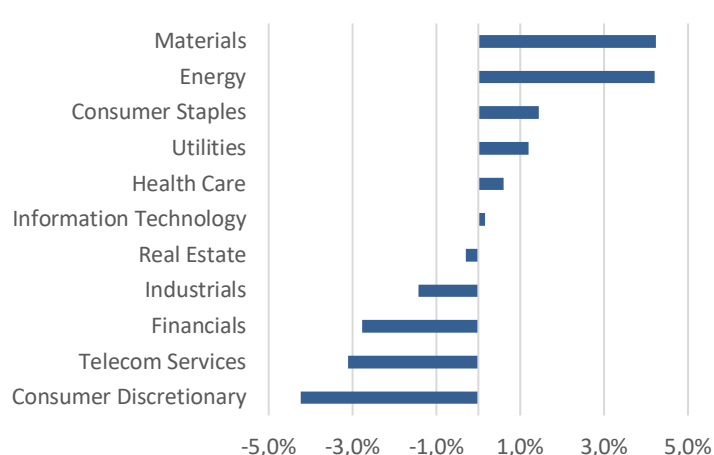
Phone +353 1 603 6490 Fax +353 1 603 6310 Email: [BBH.Dublin.TA@bbh.com](mailto:BBH.Dublin.TA@bbh.com)

**FOR PROFESSIONAL INVESTORS ONLY**

COUNTRY WEIGHTS-RELATIVE TO BENCHMARK



SECTOR WEIGHTS- RELATIVE TO BENCHMARK

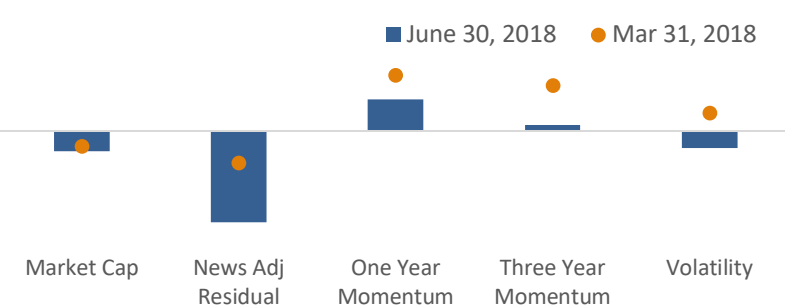


ACTIVE FACTOR EXPOSURES\*

VALUATION



MARKET



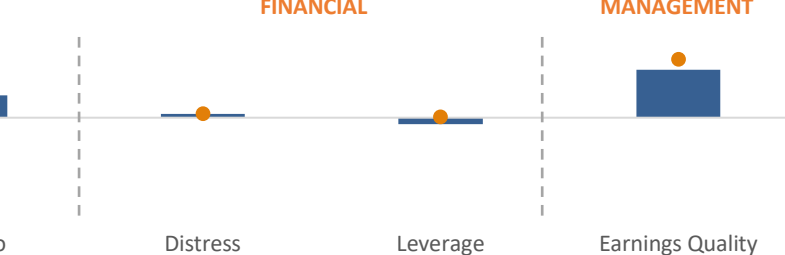
EARNINGS



FINANCIAL



MANAGEMENT



\*Selected fundamental factors normalized, relative to MSCI Emerging Markets Index

CHARACTERISTICS	TOP 10 ACTIVE WEIGHTS		TOP 10 COUNTRY WEIGHTS			
	Portfolio	Benchmark	Security	%	Country	%
Price/Earnings	15.13	15.11	China Life Insurance Co	1.6	China	33.2
Price/Book	1.70	1.62	Formosa Petrochemical C	1.4	South Korea	15.5
Dividend Yield (%)	2.65	2.37	Hindustan Unilever Ltd	1.3	Taiwan	12.8
Beta	1.02	1.00	Bim Birlesik Magazalar	1.3	India	8.2
5 Yr EPS Growth (%)	17.74	13.65	Formosa Chemical & Fibr	1.2	Brazil	6.7
Avg Wtd Mkt Cap (mm)	\$86,829	\$87,602	Empresas Copec Sa	1.1	South Africa	6.0
Debt to Equity	45.61	52.16	Industrial & Commercial	1.0	Russia	3.6
Number of Holdings	178	1138	Bnk Financial Group Inc	1.0	Malaysia	2.4
Cash & Equivalents (%)	1.1	-	Severstal Public Joint	1.0	Chile	2.2
Expected Tracking Error (%)	2.13	-	China Railway Group Lim	1.0	Thailand	2.1
Expected Risk (%)	10.15	9.88				
Turnover (12 months) (%)	148.11	-				

Source: Los Angeles Capital. Holdings are subject to change at any time and should not be considered a recommendation to buy or sell particular securities.

This document does not constitute an offer or solicitation to subscribe for shares of the Los Angeles Capital Global Funds plc (the "Fund"). For more information on the risks associated with the sub-fund, please refer to the section entitled Risk Factors in the prospectus. This communication is for information purposes only and must be accompanied or preceded by a Los Angeles Capital Global Funds plc prospectus. A copy of the Fund's prospectus and key investor information documents ("KIIDs") can be obtained free of charge from the Administrator: Brown Brothers Harriman Fund Administration Services (Ireland) Limited, 30 Herbert Street, D02 W329 Ireland. Full details regarding the Fund are set out in the KIID, the prospectus, the articles of association and the latest financial reports published for the Fund (the "Fund Documents").

Before any subscription, it is recommended that you read carefully and consider the Fund Documents. The information provided in this material should not be considered a recommendation to purchase or sell any particular security. It should not be assumed that any sectors discussed were or will be profitable, or that the investment recommendations or decisions we make in the future will be profitable or will equal the investment performance discussed herein. Income may fluctuate in accordance with market conditions and taxation arrangements. Your investment may be subject to a redemption fee. The investment processes described herein are illustrative only and are subject to change.

#### **For French Investors**

The prospectus, KIIDs, articles of association as well as the annual and semi-annual reports of Los Angeles Capital Global Funds plc may be obtained free of charge in France from the fund's French centralizing agent. The French centralizing agent is Caceis Bank France, 1-3, Place Valhubert, 75013 Paris. This communication is not a public offer. This information is not for use in any country or with respect to any person(s) where such use could constitute a violation of the applicable law.

#### **For UK Investors**

These materials are only directed at persons in the UK reasonably believed to be persons who (1) have professional experience in matters relating to investments, falling within Article 19(5) of the UK Financial Services and Markets Act 2000 (Financial Promotion) Order 2005 (as amended) (the "Financial Promotion Order") or (2) are persons falling within Article 49(2)(a) to (d) ("high net worth companies, unincorporated associations, etc.") of the Financial Promotion Order or (3) are persons to whom such a document may otherwise lawfully be communicated (all such persons together being referred to as "relevant persons"). This communication must not be acted on or relied on by persons who are not relevant persons. Any investment or investment activity to which this communication relates is available only to relevant persons or will be engaged in only with relevant persons.

This promotional material is approved for issue by LACM Global.

#### **FEES**

Total Expense Ratio: 1.30% (as of May 2, 2018)	Entry Charge: 0.75%
Management Fees: 0.90%	Exit Charge: 0.75%